



# Dinosaur mobile

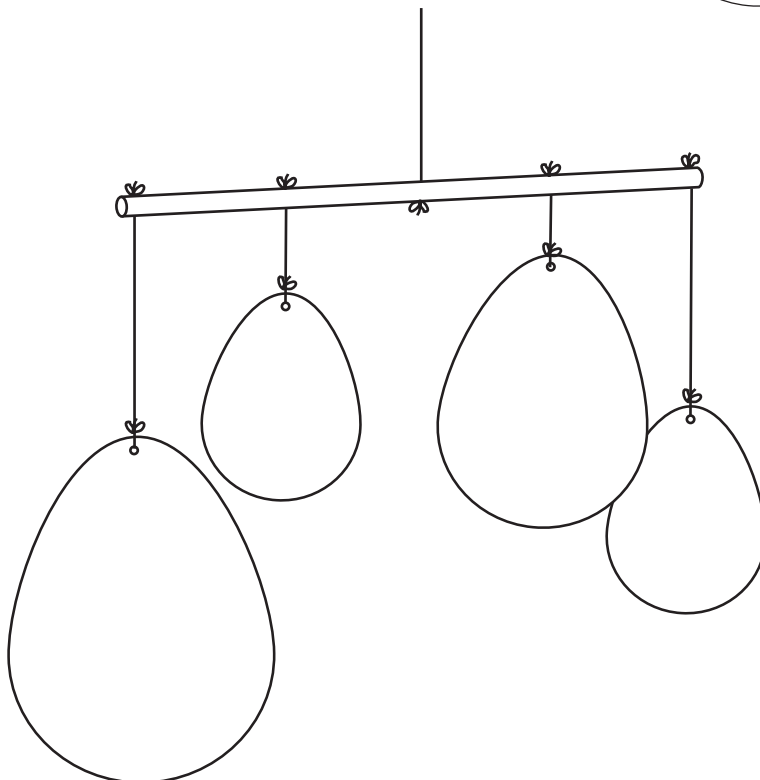



This activity allows children to make their own mobile, which they can hang up at home. You will need:


- drinking straws (without concertina bends)
- a needle
- embroidery thread
- safety scissors
- photocopies of the pages
- coloured pens or pencils.

Photocopy these images of the dinosaurs inside their eggs. Either cut them out or have enough adults on hand to help children do so during the activity. Allow children to colour in the picture of the dinosaur on one side of the egg, and then draw their own version of the dinosaur on the other.


Using the needle and embroidery thread, attach each set of dinosaur eggs to a drinking straw.



For lots more Harry fun visit [puffin.co.uk/harry](http://puffin.co.uk/harry)

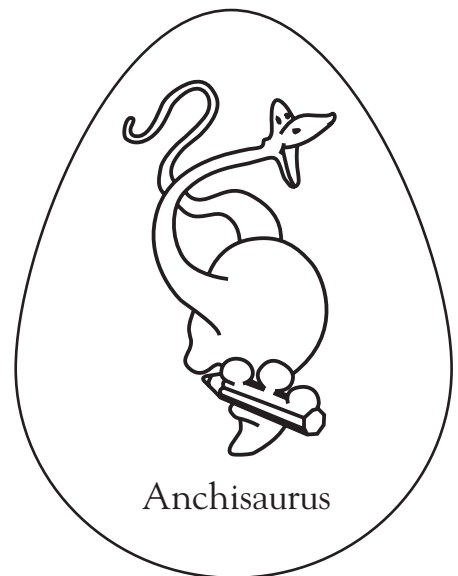
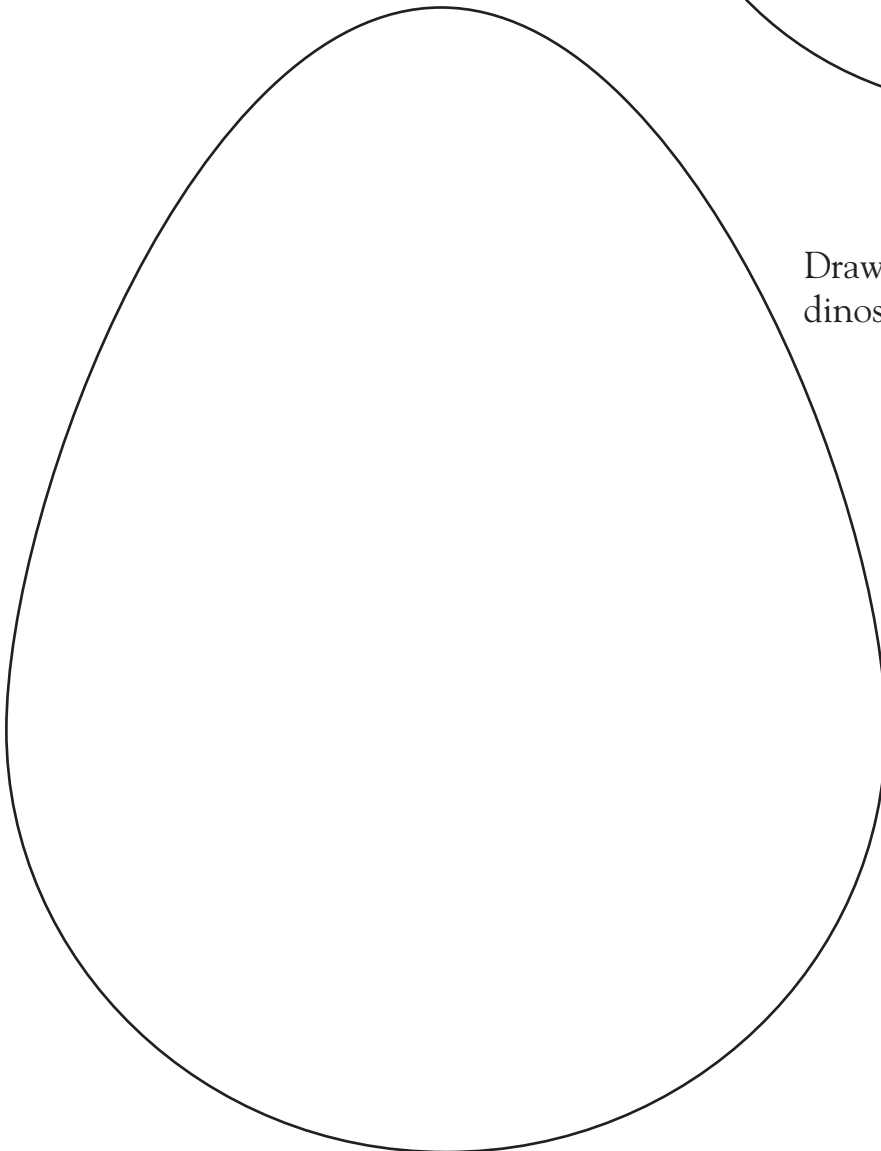


Apatosaurus



Stegosaurus

Draw your own  
dinosaur in this egg



Anchisaurus

For lots more Harry fun visit [puffin.co.uk/harry](http://puffin.co.uk/harry)

You may photocopy this sheet. Illustrations copyright © Adrian Reynolds